PIXEL-1
PIXEL STAIR LIGHTING CONTROLLER

Adjust Pixel Qty/Delay Time/Brightness/Speed/Color

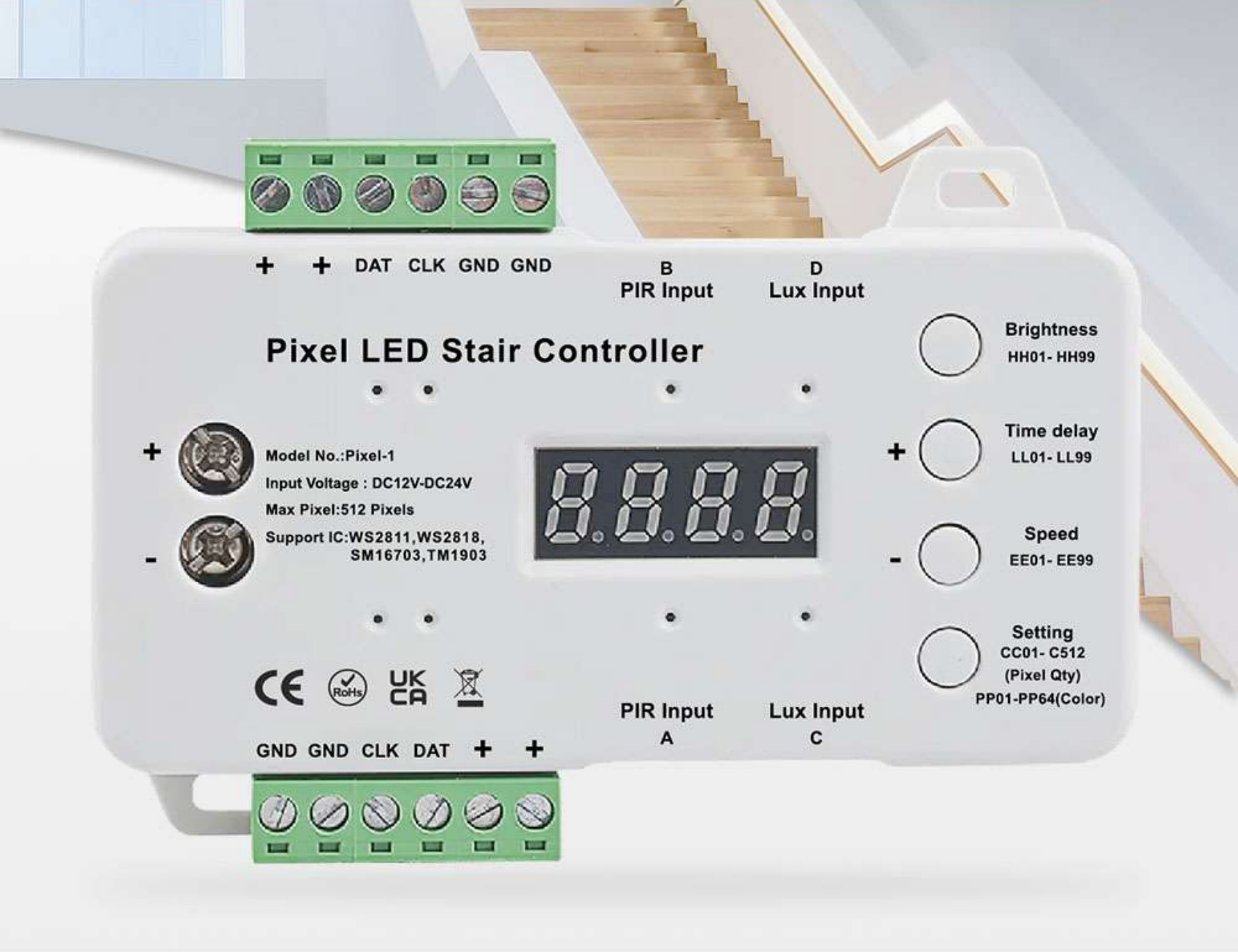
+
+
DAT
CLK
GND
GND
B
PIR Input
D
Lux Input
Pixel LED Stair Controller
Brightness
HH01- HH99
Time delay
LL01- LL99
Speed
EE01- EE99
Setting
CC01- C512
(Pixel Qty)
PP01-PP64(Color)
+
-
+
-
Model No.:Pixel-1
Input Voltage : DC12V-DC24V
Max Pixel:512 Pixels
Support IC:WS2811,WS2818,
SM16703,TM1903
8.8.8.8.
CE
RoHS
UK CA
PIR Input
A
Lux Input
C
GND
GND
CLK
DAT
+
+

PRODUCT PARAMETERS

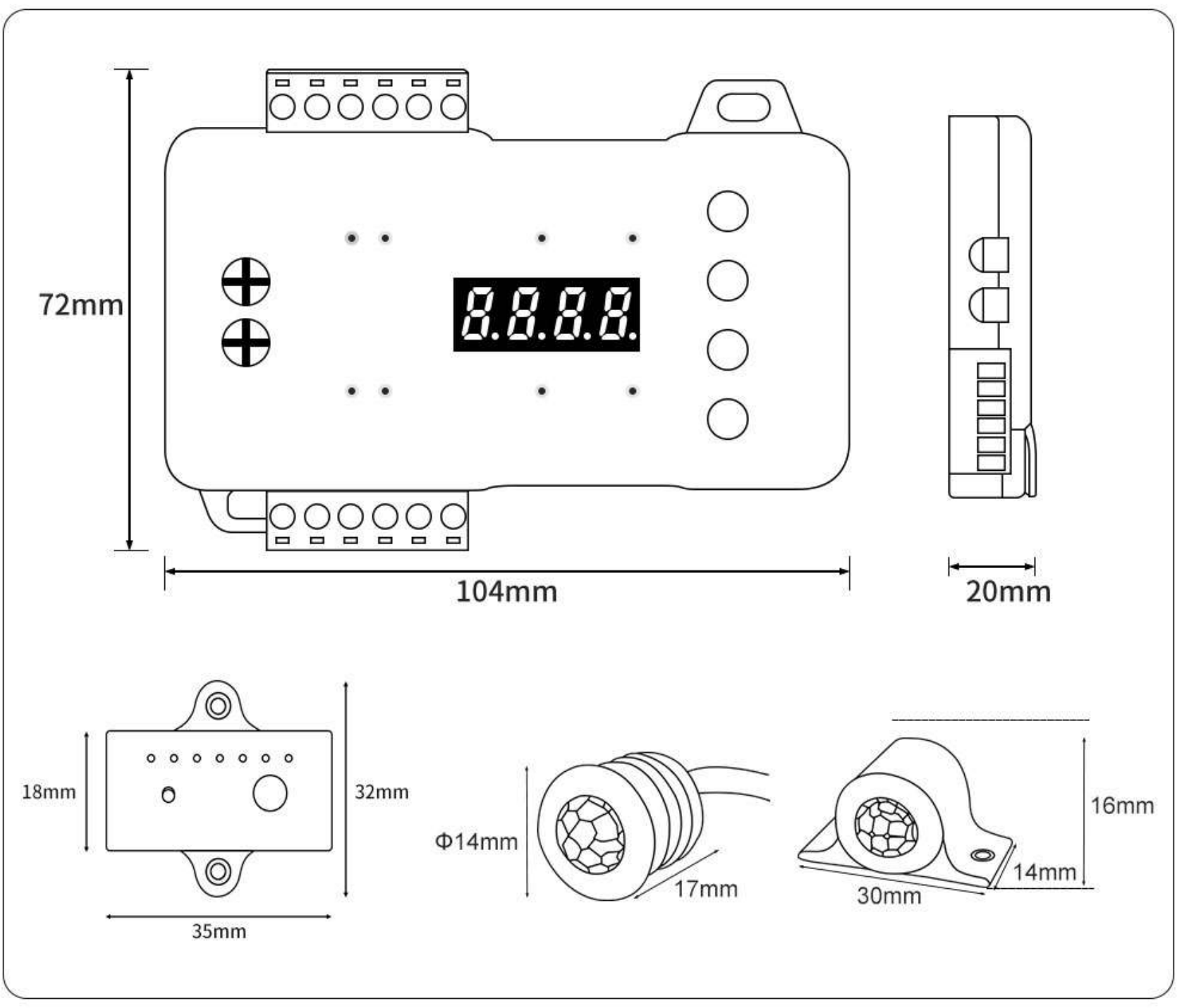
72mm
8.8.8.8.
104mm
20mm
18mm
32mm
35mm
Φ14mm
17mm
30mm
16mm
14mm

PRODUCT NAME	Pixel Stair Lighting Controller
MODEL NUMBER	Pixel-1
VOLTAGE	DC12V-24V
MAX PIXEL QTY	512
APPLICATION	Control Stair LED Strips
MATERIALS	ABS
SUPPORT IC	WS2811,WS2818,SM16703,TM1903
FUNCTION	Adjust Pixel Qty/Delay Time/Brightness/Speed/Color

PRODUCT DETAILS

01

INTERFACE DESIGN

Power cord interface

Pixel LED Sta
Model No.:Pixel-1
Input Voltage : DC12V-DC24V
Max Pixel:512 Pixels
Support IC:WS2811,WS2818, SM16703, TM1903
+
-
GND GND


Lux Input
Brightness HH01- HH99
Time delay LL01- LL99
Speed EE01- EE99
Setting CC01- CS12 (Pixel Qty) PP01-PP64(Color)
Lux Input C
+
-

02

BUTTON DESIGN

Function buttons

INSTALLATION DIAGRAM

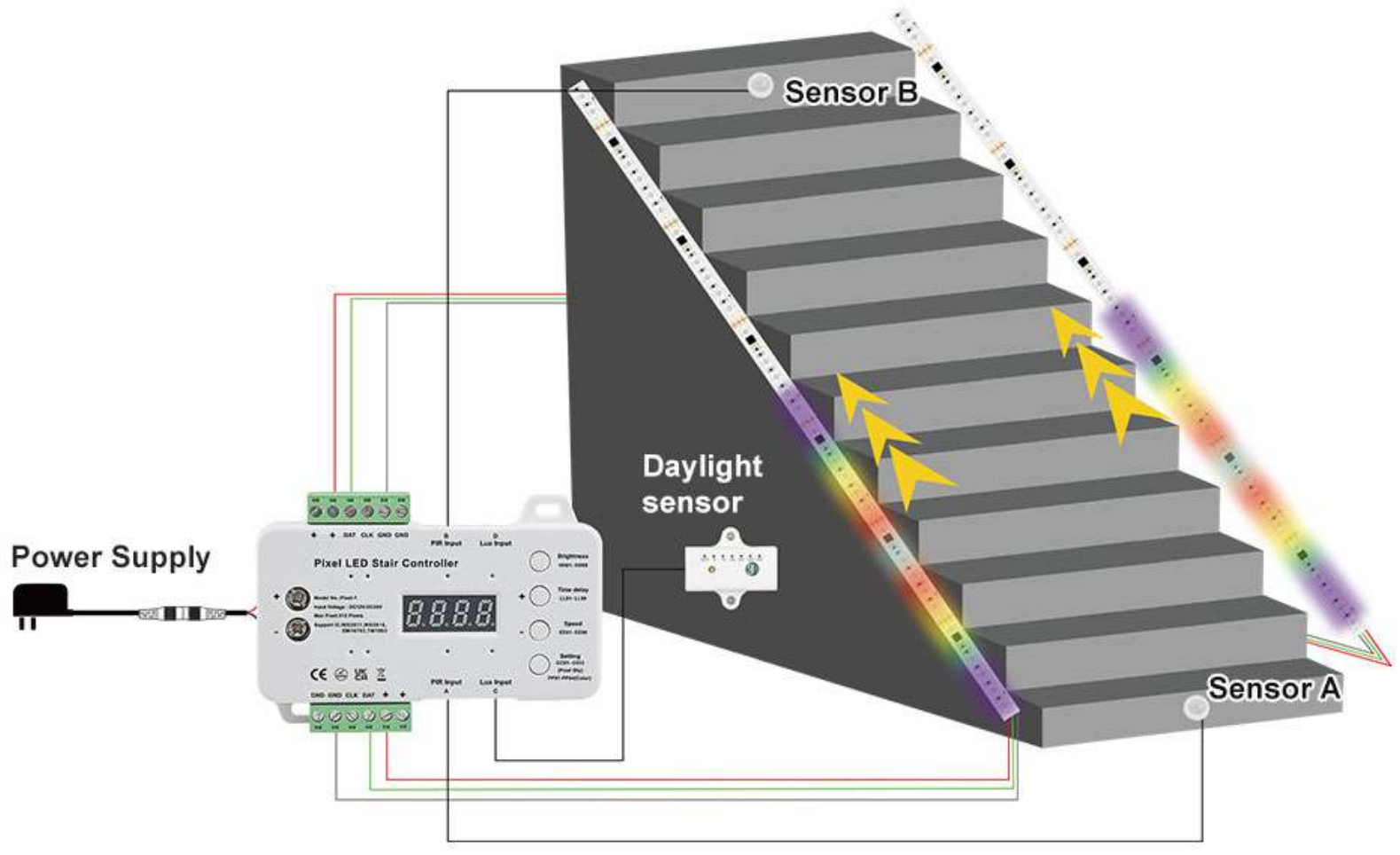
Sensor B
Daylight sensor
Power Supply
Pixel LED Stair Controller
Sensor A

1 PCS
Daylight Sensor Length:1m

2 PCS
Sensor Cable Length:1m

1 PCS
Extension Cord Length:5m

DAYLIGHT SENSOR

Daylight Sensor OFF
PIR Sensor work both day and night


OFF
5
15
30
50
100
150

Daylight Sensor ON
6 levels Lux setting


OFF
5
15
30
50
100
150

The Daylight sensor does not need to be placed visibly near the steps, but it should be able to detect light and dusk.

The sensor has 7 indicator lights. When you switch off the sensor by pressing the button (the control light at 'OFF' will turn blue), the lighting will be switched on in the daytime as well as in the evening.

When you press the button again, you switch the sensor on to the desired setting.

1x Press	the sensor is switched off
2x Press	5 Lux - the sensor will switch on when it is quite dark
3x Press	15 Lux
4x Press	30 Lux
5x Press	50 Lux
6x Press	100 Lux
7x Press	150 Lux - the sensor will switch on when it is light

HOW TO USE

1 . Brightness

Brightness have 99 levels, short press to add 1 level brightness

Digital displat: HH01 - HH99

HH01	2% Brightness
HH02	3% Brightness
HH03	4% Brightness
HH99	100% Brightness

Pixel LED Stair Controller
HH09

HH09

2 . Time delay

Pixel LED Stair Controller
LL40

LL40

Time delay have 99 levels, short press to add 1 level time delay

Digital display: LL01 - LL99

LL01	4S
LL02	6S
LL03	8S
LL99	200S

3 . Speed

Speed have 99 levels, short press to adjust speed

Digital display: EE01 - EE99

EE01	150ms fastest speed
EE02	175ms
EE03	200ms
EE99	2600ms slowest speed

Pixel LED Stair Controller
EE50

EE50

4 . Setting

Long press“Setting”to set Brightness,Time Delay, Speed, RGB or Single Color, Pixel Qty and Color

Short press“Setting”to enter next setting

After finished all setting, long press“Setting”to save all setting

A.RGB and Single Color

If you connect Single Color Pixel LED Strip to controller, choose“CH-1”

If you connect RGB Pixel LED Strip to controller, choose“CH-3”

Pixel LED Stair Controller
CH-1

Pixel LED Stair Controller
CH-3

B . Brightness

Use“+”“-”to adjust brightness

C . Time Delay

Use“+”“-”to adjust time delay

D . Speed

Use“+”“-”to adjust speed

Please note“EE01”is fastest speed,“EE99”is slowest speed, if you want faster speed, press“-”.If you want slower speed, press“+”

E . Pixel Qty

Set the Pixel Qty based on your strip

CC01 1Pixel

C512 512Pixels

Use“+”“-”to adjust the qty of pixels

F . Color

You connect RGB Pixel LED Strip, you can choose the color of the strip

PP01 the first color

PP64 the last color

Use“+”“-”to choose color

5 . Sensor installation method



Surface



Recessed

APPLICATION SCENARIO

PRODUCT LIST


+ + DAT CLK GND GND
B
PIR Input
D
Lux Input
Pixel LED Stair Controller
Brightness
HH01- HH99
Time delay
LL01- LL99
Speed
EE01- EE99
Setting
CC01- C512
(Pixel Qty)
PP01-PP64(Color)
+
-
+
-
Model No.:Pixel-1
Input Voltage : DC12V-DC24V
Max Pixel:512 Pixels
Support IC:WS2811,WS2818,
SM16703,TM1903
8.8.8.8.
CE RoHS UK CA
GND GND CLK DAT + +
PIR Input
A
Lux Input
C

Wire length: 5m

Wire length: 1m

Wire length: 1m